

Release Notes GC-PowerPlace v11.3

Table of Contents

- IMPROVED FEATURES 2**
 - NEW INSTALLER..... 2
 - IMPROVED DXF AND DWG IMPORTING 2
 - RS-274X MIRROR MACROS OPTION 2
 - COPY AND PASTE FROM CO-ORDINATE SUMMARY 2
 - CUSTOMERS ON A CURRENT ANNUAL SUPPORT PLAN CAN NOW ACCESS THE SOFTWARE VIA REMOTE DESKTOP..... 2
 - UPDATED PAD SPLIT TO ALLOW MULTIPLE GAPS IN EITHER HORIZONTAL, VERTICAL OR BOTH DIRECTIONS. 3
- ITEMS FIXED SINCE V11.2.6..... 4**

Improved Features

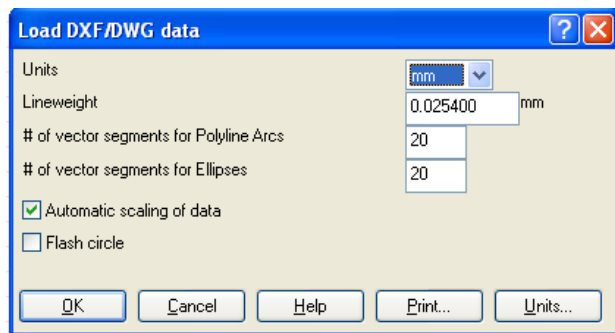
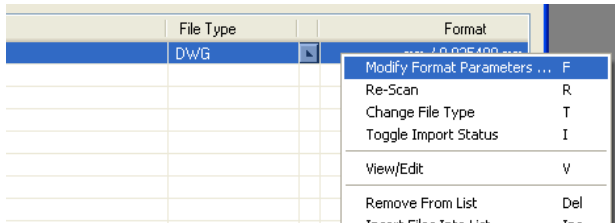
New Installer

The Installer has been updated to remove excessive dialogs and unnecessary steps. The new installer removes a number of minor issues related to installation on Windows7 and provides a summary of settings as a final sanity check.

Improved DXF and DWG Importing

The DXF / DWG import function now has an option to manually override the automatic scaling of the file to fit within the addressable space of the software. Some DXF / DWG files have unused entities sitting well away from the actual drawing that were causing the software to automatically scale the drawing to fit.

The option is located on the Modify Format Parameters dialog.

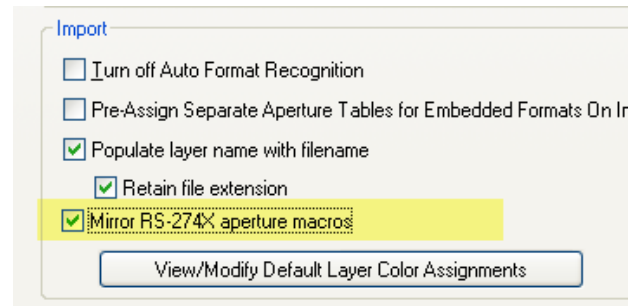


The option to create Round Pads from DXF / DWG circle entities has also been relocated to this dialog.

RS-274X Mirror Macros option

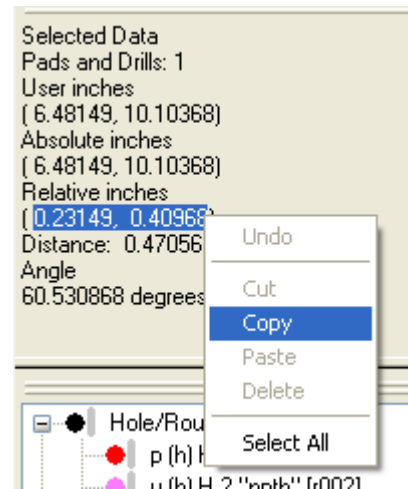
RS-274X Gerber outputs from Cadence Allegro incorrectly assume that adding a Mirror command statement mirrors all apertures. This Mirror command does not apply to Aperture Macros. In order to reproduce the intended image in GraphiCode software we have added a switch to mirror the Aperture Macros upon

import. This switch can be found with the Import grouping of the Tools > Customize > Options dialog.



Copy and Paste from Co-ordinate Summary

The ability to use the mouse to Copy and Paste the values located within the Co-ordinates Summary has been added. This option can be used for both distances and co-ordinates of entities.

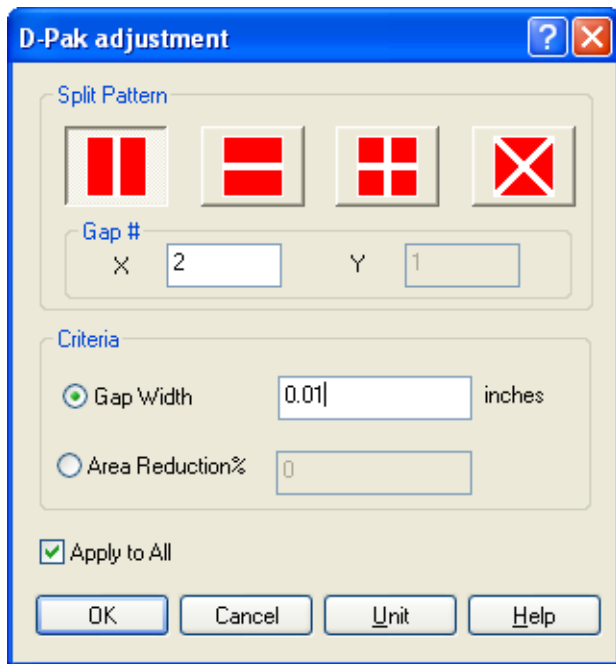


Customers on a current Annual Support Plan can now access the software via Remote Desktop.

Users can access the software via Remote Desktop (Terminal Services) if the software has a current license.

Updated Pad Split to allow multiple gaps in either horizontal, vertical or both directions.

The ability to split a pad into multiple segments has now been added to the Pad Split function.



The function will be further enhanced with an area reduction option on rectangle pads.

Items fixed since v11.2.6

This list is customer reported issues fixed for this release.

- #66 Bed Size settings was affecting the Shuz Tung AOI output adversely.
- #65 Shuz Tung output process now allows multiple bitmap rows to be ordered according to user input.
- #63 We now correctly import this IPC-356A file and display the testpoints for use with netlist compare.
- #61 Correctly converted apertures consisting of two traces (semi-circle arc and straight line) when rotated using Advanced Scan and Replace.
- #60 Data takes a long time to select. This issue appeared in Traditional Chinese OS.
- #59 Create Assembly Documentatio now correctly runs in Traditional Chinese OS.
- #58 Updated the process of importing multiple files tha require offsetting to fully display. Previously each layer was given its own offset. The updated code uses a single offset value so that all offset files still remain aligned after offsetting (assuming they were aligned prior to offsetting).
- #57 Added functionality to allow oblongs and rounded rectangles to be converted to Home Plates
- #55 Fixed an issue that incorrectly loaded some FIRE files with the incorrect format.
- #54 Automatically vectorize arcs whose start, end or center points sit outside our addressable space.
- #53 Terminal Services are now allowed to access the software and provide remote access if the license is current on a support plan.
- #52 Updated the code to correctly refresh the graphics window when changing colors within the Netlist compare window.
- #51 The redraw option within the Netlist Compare results window was not working as expected. Fixed.
- #50 Crash in netlist compare fixed.
- #48 Adjusted code to prevent the disappearance of the screen image. This was caused by the new features in windows when a input message is not processed, window will mark hang status and then produce a ghost window.
- #47 Fixed a MEM_BAD_POINTER error that occurred after printing.
- #45 Added switch to mirror aperture macro apertures if an RS-274X file includes an MIA1 command.
- #43 Inconsistent behavior of the aperture table assignment dialog appears to have been resolved.
- #40 Increased the speed of the Auto Convert Sketched Pad function for a large dataset containing large number of polygons.
- #39 Fixed an issue that did not correctly convert one pad to a flashed pad.
- #37 Corrected a problem within the code that caused non-symmetrical components located at non-orthogonal angles to have an incorrect centroid location.
- #33 Large D-Pak pads can now be split using more than one gap. This applies to both horizontal and vertical directions.
- #32 Shortcuts are now correctly retained in the Traditional Chinese build of software.
- #31 Fixed a bug in the VS2010 code that caused an improper argument when trying to save an ODB++ file as a GWK file after import.
- #30 Application crashes during cycle of aperture types within the Data Creation Setup. Problem caused by weird VS2010 behavior involving deep copy.
- #28 Bug fixed that was causing an unnecessary redraw of data after accessing data through the Query.
- #27 Incorrectly cross-referenced labels displayed in the Filter Selection dialog.
- #26 The workflow used to generate machine programs for the SE300 and SE500 SPI machines has been enhanced to reduce overall time and mouseclicks.
- #25 Incorrectly displayed strings displayed within the Tools Customize dialog.
- #24 Added the ability to copy and paste the values within the Co-ordinates Summary.
- #22 Fixed a script error that prevented Stencilight output from being created.
- #20 Added a manual override to the automatic scale-to-fit algorithm for importing DXF and DWG files. See above.
- #7 Scaling of Rounded Rectangle apertures now correctly creating a new custom aperture and not retaining original formula custom name.